

ROTARY PADDLE TYPE Level Switch Model MS



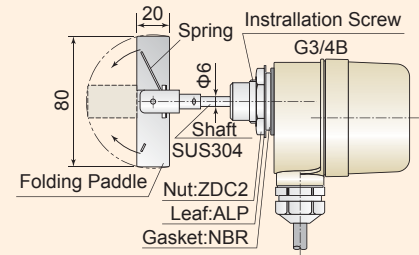

Simple but reliable operation
No startup calibration required
Easy handling and maintenance

General

Model MS is a compact, simple but tough rotary paddle type level switch designed and developed especially for small tanks and vessels which are often applied in plastic, rice, animal feed industries, etc. Just install on tanks and put the power on. It will then start working without any special calibration.

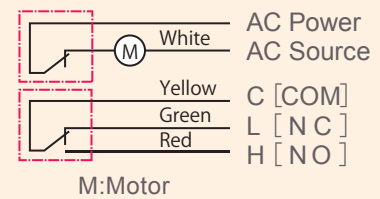
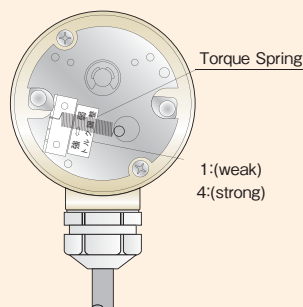
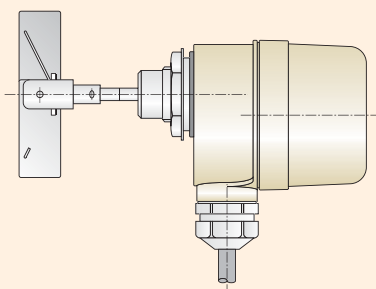
Features

- Small body fits a small equipment
- Easily installed with a 3/4B screw
- Model MS is a compact, simple but tough
- Folding paddle helps easy installation without taking a paddle off



Common Standard Specification

Power Source	100/110VAC or 200/220VAC $\pm 10\%$ 50/60Hz
Power Consumption	1.5W
Output Contact	SPDT x 1
Contact Capacity	250VAC 3A 30VDC4A (Resistant Load) *Optional Minimal Load Capacity 125VAC0.1A 30VDC0.1A (Resistant Load) Minimum required voltage & current 5VDC 1mA
Revolution	0.83r.p.m (50Hz) 1r.p.m.(60Hz)
Rotative Direction	Anticlockwise (seeing from paddle to body)
Paddle	Folding D 80 x 20 Option : Others can be available
Torque Adjustment	4 steps with changing a spring location
Temperature Range	0 - 50°C (No dew or condensation)
Installation	G3/4B (Not painted)
Wire Length	$\Phi 8.2$ PVC (VCTF0.75 x 5c) 500mm



Examples of Typical Application

Plastic Industry



Dryer



Blender



Coloring



Pulverizing Mill



Iniection Machine



Screw Feeder



Rice Center



Vacuum Hopper



Rice Mill



Mini Rice Center Image



Rice Milling Process-1

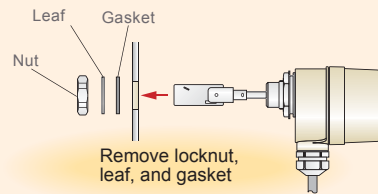


Rice Milling Process-2

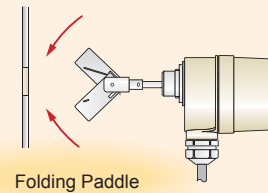


No removal of paddle, just folding the paddle makes installation easy.

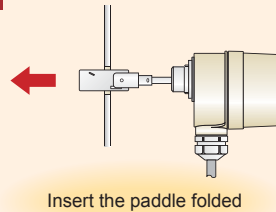
1



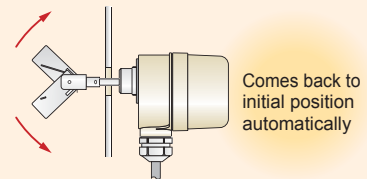
2



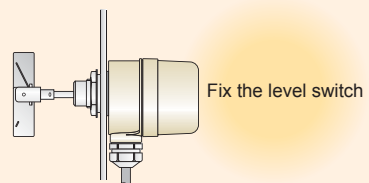
3



4

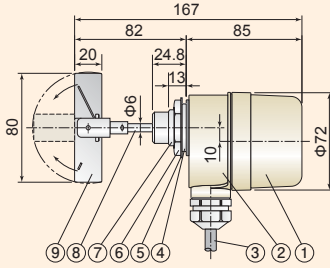


5



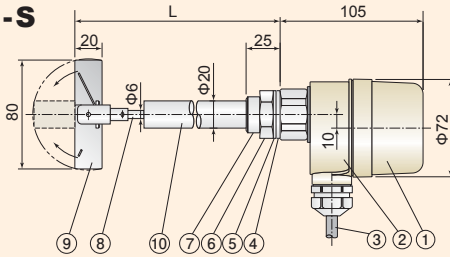
Drawings

Model:MS



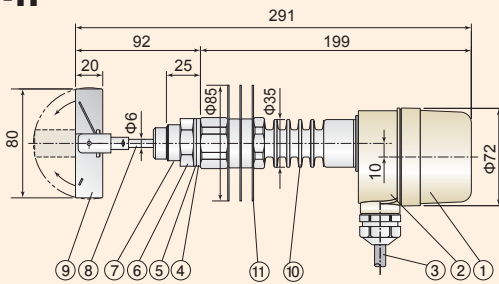
No.	Parts Name	Material	Q'ty	Note
1	Lid	ADC	1	
2	Housing	ADC	1	Gold painted
3	Wire	PVC covered	1	VCTF0.75 5c
4	Gasket	NBR	1	
5	Leaf	ALP	1	
6	Nut	ZDC2	1	
7	Installation Screw	ADC	1	G3/4B
8	Shaft	304SS	1	φ6mm
9	Folding Paddle	304SS	1	size 80x20

Model:MS-S



No.	Parts Name	Material	Q'ty	Note
1	Lid	ADC	1	
2	Housing	ADC	1	Gold painted
3	Wire	PVC covered	1	VCTF0.75 5c
4	Gasket	NBR	1	
5	Leaf	304SS	1	
6	Nut	304SS	1	
7	Installation Screw	304SS	1	G3/4B
8	Shaft	304SS	1	φ6mm
9	Folding Paddle	304SS	1	size 80x20
10	Supporting Pipe	304SS	1	

Model:MS-H



No.	Parts Name	Material	Q'ty	Note
1	Lid	ADC	1	
2	Housing	ADC	1	Gold painted
3	Wire	PVC covered	1	VCTF0.75 5c
4	Gasket	NBR	1	
5	Leaf	ALP	1	
6	Nut	304SS	1	
7	Installation Screw	304SS	1	G3/4B
8	Shaft	304SS	1	φ6mm
9	Folding Paddle	304SS	1	size 80x20
10	H Joint		1	
11	Heatsink		1	

Model Designation

MS-□-□-□

Power Source	1. 100/110VAC 2. 200/220VAC
Probe Specification	blank Standard S with Supporting Pipe H with Heatsink
Mounting	blank Screw K Flange

Line of business

- Rotary Paddle Type Level Switch
- Vibration Type Level Switch
- Swing Type Level Switch
- Acoustic Level Switch
- Capacitance Type Level Switch
- Capacitive Proximity Sensor
- Capacitance Type Level Indicator
- Diaphragm Type Level Switch
- Tilt Switch
- Leak Type Level Switch
- Microwave Type Switch
- Sounding Bob Type Level Indicator
- Flow Switch
- Conductance Type Level Switch
- Float Switch
- Float Type Level Indicator
- Ultrasonic Type Level Indicator
- Equipments For Conveyor Lines
- Dust Monitor System
- Zirconia Oxygen Analyzer
- Laser Type Level Indicator
- RADAR Type Level Indicator
- On-line Sensors for Accurate Liquid Analysis
- Ultrasonic Flow meter

*Please be sure to read USER'S GUIDE, Installation & Operation Instructions before using the instrument.

*The specifications herein may be subject to change without advance notice.

All-round Manufacturer of Level Controllers for Powder, Granules and Liquid

KANSAI Automation Co., Ltd.

Headquarters :

2-14, Togano-cho, Kita-ku, Osaka 530-0056, Japan
TEL. 81-6-6312-2071 FAX. 81-6-6314-0848
e-mail:infoe@kansai-automation.co.jp



<http://www.kansai-automation.co.jp>

Tokyo Branch : 1-29-6, Hamamatsu-cho, Minato-ku, Tokyo 105-0013, Japan
TEL. 81-3-5777-6931 FAX. 81-3-5777-6933

Nagoya Office : 3-31-27, Uchiyama, Chigusa-ku, Nagoya 464-0075, Japan
TEL. 81-52-741-2432 FAX. 81-52-741-1588

Kyushu Office : 1-2-39, Asano, Kokura Kita-ku, Kitakyushu 802-0001, Japan
TEL. 81-93-511-4741 FAX. 81-93-511-4580

Agent