

KF-805N | KARI

MULTI-POINT BALL
FLOAT SWITCH

KARI
FLOAT SWITCH



- Multi-point-control Float Switch that can widely be used for varied liquids.
 - KARI Float Switch that can be applied from Alarm to Control with one float
- RELIABLY DETECTING LEVELS OF WASTEWATER
AND VISCOUS LIQUIDS !!

KF-805N

MULTI-POINT BALL FLOAT SWITCH

FROM ONE-POINT TO MULTI-POINT CONTROL, ACCURATELY DETECTING IN A RELIABLE OPERATION !

It is a quality Finnish-made float switch that is designed not only to control water pump for supply/discharge, motor and electromagnetic valve, but also to alarm. It perfectly detects levels of viscous liquids and wastewater containing suspended solids including scum and so on.

Kari Mini Float Switch consists of a weight and a micro-switch built in the float, which tilt in a direction and float; the weight is mounted just as a swinging pendulum and it presses the micro-switch when the float gets tilted. The Switch provides a contact output in response to the inclination of the float.

DESIGNATION OF MODEL

KF-805N-

Detection Point
(STD:1 - 6, OPTION:7 - 8)

Multi-point Ball Float Switch

Designation of Liquid Level Meter



KARI

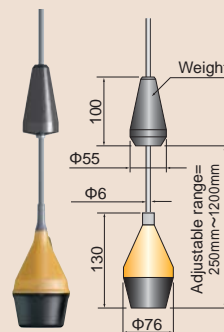
KARI MINI FLOAT SWITCH

It is a compact version of KARI Float Switch. It is a quality Float Switch specifically good for level control of purified water and for an alarm system.

Because the buoyancy of KARI Mini Float Switch is not forceful (2N about 200g), use KARI Float Switch for wastewater containing solids.

Actuating Example

As for M2HAu Type, when the weight is set 48cm apart from the float, the switching height differential is 55cm.



•Kari Mini Float Switch Table by Type

TYPE	M1LAu	M1HAu	M1CAu
Contact Operation			
Close			
Open			
Line No.	1-2	1-2	1-3 1-2

Application

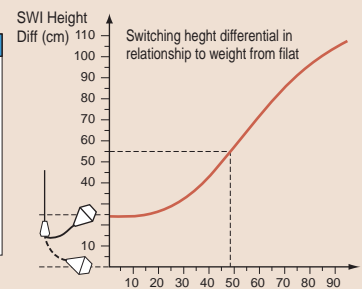
M1HAu= Upper Limit Alarm
M1LAu= Lower Limit Alarm *No weight for M1LAu/M1HAu/M1CAu
M1CAu= Alarm Switching

•Kari Mini Float Switch Table by Type

TYPE	M2LAu	M2HAu
Contact Operation		
Close		
Open		
Line No.	1-2	1-2

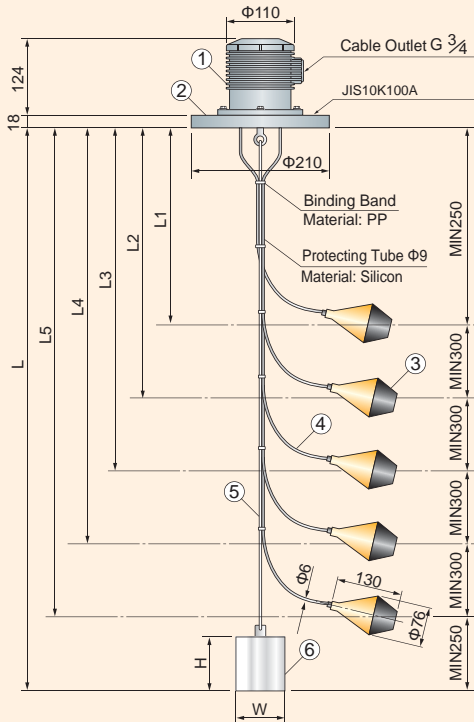
Application

M2HAu= Water Discharging Pump Operation + Upper Limit Alarm
M2LAu= Water Filling Pump Operation + Lower Limit Alarm



Distance of the weight from float (cm)

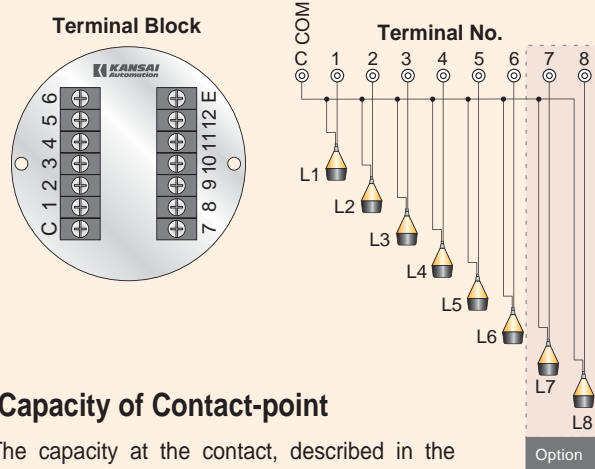
Curbing line: Switching Height Differential Subject to the weight position



*Product below minimum in distance between floats can be available. (Prior arrangement is necessary.)

No	Part Name	Material	
1	Body(Terminal Box)	PVC	
2	Mounting Flange	PVC	
3	Float	PP	
4	Cable	PVC	
5	Rope	PP or SUS304 (Wire)	
6	Weight	1-6 point	7-8 point
		SUS304 (W80xH75)	SUS304 (W80xH95)
		PVC(W90xH100)	PVC(W90xH120)

SPECIFICATION COMMON WIRE CONNECTION



Capacity of Contact-point

The capacity at the contact, described in the standard specification, shows that of Kari Mini Float Switch alone.

As for the common specification(Standard), make sure that the total current capacity is less than 3A before your use. When it exceeds 3A, you should use either a supplemental relay or select an independent-contact type.

Operation of Contact-point

*Note

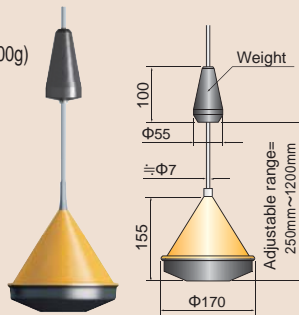
It is on when the liquid level rises (the contact-point is closed). Please specify if you want us to redesign so that it may be on when the liquid level comes down.

KARI FLOAT SWITCH

KARI Float Switch has a strong buoyancy.(6N about 600g)
This force helps detect liquid levels of not only wastewater containing solids but also other liquids under adverse conditions.

Actualing Example

3HAu Type: If the weight is set 50cm apart from the float (A), the switching height differential is about 60cm (B). The upper end activation point is about 25cm (C).



•Kari Float Switch Table by Type

TYPE	1LAu	1HAu	1CAu
Contact Operation			
Close	■	■	■
Open	□	□	□
Line No.	1-2	1-2	1-3, 1-2

Application

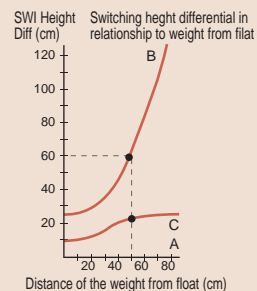
1HAu= Upper Limit Alarm
1LAu= Lower Limit Alarm *No weight for
1CAu= Alarm Switching
1LAu, 1HAu and 1CAu

• Kari Float Switch Table by Type

TYPE	2LAu	2HAu	2HLAu	3LAu	3LEAu	3HAu	3HEAu	4LAu	4HAu
Contact Operation									
Close	■	■	■	■	■	■	■	■	■
Open	□	□	□	□	□	□	□	□	□
Line No.	1-2	1-2	1-2, 1-3	1-2, 1-3	1-2, 3-4	1-2, 1-3	1-2, 3-4	1-4, 1-2, 1-3	1-4, 1-2, 1-3

Application

2HAu =Water Drain Pump Operation
2LAu =Water Filling Pump Operation
2HLAu=Upper/Lower Limit Alarm
3HAu=Water Drain Pump Operation +Upper Limit Alarm
3LAu=Water Filling Pump Operation + Lower Limit Alarm
3HEAu=Water Drain Pump Operation +Upper Limit Alarm(Separate Contact)
3LEAu =Water Filling Pump Operation +Lower Limit Alarm(Separate Contact)
4HAu =Water Drain Pump Operation + Upper/Lower Limit Alarm
4LAu =Water Filling Pump Operation + Upper/Lower Limit Alarm



Curb B: Curbing line: Switching Height Differential Subject to the weight position
Curb C: Upper end Activation Point which is Differential Subject to the weight position

KF-805N MULTI-POINT BALL FLOAT SWITCH

Output Contact : 250VAC 3A (Resistance Load,
Kari Mini Float Switch alone)

Rated Voltage : 250VAC

Rated Current : 100mA~6A (Resistance Load,
Kari Mini Float Switch alone)

Temperature : 55°C

Buoyancy : 2N

Material of Terminal Box : PVC

Cable Material : PVC

Float Material : PP (Polypropylene)

Rope Material : PP (can be made of SUS304)

Weight Material : SUS304 (PVC-covering weight can be
available.)

Mounting Method : JIS10K100A equivalent
(Option JIS5K100A~200A equiv.
or 10K125A~200A equiv.)

KARI FLOAT & KARI MINI FLOAT

Weight : Kari Float Switch = 1.1 – 2.0kg
Kari Mini Float SWI = 0.5 – 0.9kg

Rated Voltage : 250VAC, 6A, 30VDC, 2.5A

Contact-point : Micro-switch and others

Rated current at Contact : 6A

Maximum Temperature : Kari Float SWI= +55°C
Kari Mini Float SWI =+55°C
(Heat resistant Spec +70°C max)
can be ordered.

Pressure Rating : 200kPa (about 2kgf/cm²)

Buoyancy : Kari Float Switch=6N (about 600g)
Kari Mini Float SWI=2N (about 200g)

Adjustable range : weight low~weight high = 250~1200mm

Float Material : PP (Polypropylene)

Weight material : PP (Polypropylene)

Cable material : PVC, standard 9.5m

*Teflon-cable can be ordered.

APPLICATION

Kari Float and Kari Mini

•Water-Drain Control and and Upper limit Alarm by using

•Water-Drain-pump Alternating Operation Control and Upper limit Alarm by using 3LEAu & 1HAu (M1HAu)

•Prevention of Draught Operation by using 2HAu (M2HAu)

•Water Filling Control and Lower Limit Alarm by using 3LEAu

•Central Heating Plant Control by using 2HLAu

•Engine Auto Shutdown by using 1HAu (M1HAu), 1LAu (M1LAu)

Line of business

- Rotary Paddle Type Level Switch
- Vibration Type Level Switch
- Swing Type Level Switch
- Acoustic Level Switch
- Capacitance Type Level Switch
- Capacitive Proximity Sensor
- Capacitance Type Level Indicator
- Diaphragm Type Level Switch
- Tilt Switch
- Leak Type Level Switch
- Microwave Switch
- Sounding Bob Type Level Indicator
- Flow Switch
- Conductance Type Level Switch
- Float Switch
- Float Type Level Indicator
- Ultrasonic Type Level Indicator
- Equipments For Conveyor Lines
- Dust Monitor System
- Zirconia Oxygen Analyzer
- Laser Type Level Indicator
- RADAR Type Level Indicator
- On-line Sensors for Accurate Liquid Analysis
- Ultrasonic Flow meter

*Please be sure to read USER'S GUIDE, Installation & Operation Instructions before using the instrument.

*The specifications herein may be subject to change without advance notice.

All-round Manufacturer of Level Controllers for Powder, Granules and Liquid

KANSAI Automation Co., Ltd.

Headquarters :

2-14, Togano-cho, Kita-ku, Osaka 530-0056, Japan

TEL. 81-6-6312-2071 FAX. 81-6-6314-0848

e-mail: info@kansai-automation.co.jp

<http://www.kansai-automation.co.jp>

Tokyo Branch : 1-29-6, Hamamatsu-cho, Minato-ku, Tokyo 105-0013, Japan
TEL. 81-3-5777-6931 FAX. 81-3-5777-6933

Nagoya Office : 3-31-27, Uchiyama, Chigusa-ku, Nagoya 464-0075, Japan
TEL. 81-52-741-2432 FAX. 81-52-741-1588

Kyushu Office : 1-2-39, Asano, Kokura Kita-ku, Kitakyushu 802-0001, Japan
TEL. 81-93-511-4741 FAX. 81-93-511-4580

Agent